

WOLF KINGTM

— WOLF KING WARRIOR



DK-2388U

User's guide in english

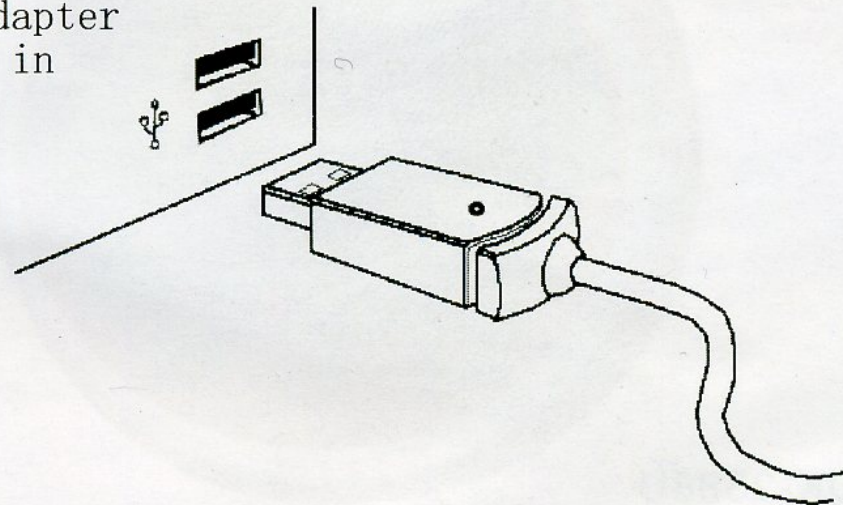
Mode d'emploi en français

Manual de instrucciones en español

Thank you for purchasing the **WOLF KING™** WARRIOR gaming pad.

※Notice: Before using the product please read this manual carefully. Use of the product implies that you have read the manual and accepted all of its provisions.

※Installation: Plug the gaming pad USB adapter into your computer's USB Hub., as shown in the picture.



Patented innovative design of the WARRIOR Gaming pad.

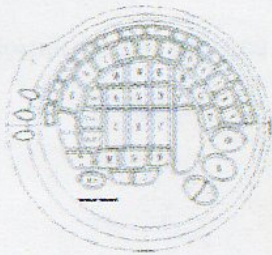
- 1、 Ergonomic design principles have been applied to the special placement of 55 keys and controls commonly used in FPS games. This design enables quicker, more efficient and comfortable control of the game.
- 2、 Innovative compact design enables convenient transportation.
- 3、 Multimedia pressing keys are added which enable the players to tune the volume at random in gaming manipulation.
- 4、 Novel upright “space” key gives the player a better sense of grabbing during game play.
- 5、 Unique double “Ctrl” key enables intuitive movement and silent operations.

Features of the WARRIOR Gaming Pad


- ※ Compact, palm sized design for convenient transportation.
- ※ One of Kind Ergonomic design enables maximum control and comfort.
- ※ Multimedia pressing keys enables you to tune the volume conveniently.
- ※ Keyboard life span is rated at 10 million keystrokes.
- ※ Durable and reliable anti-splash design.
- ※ Flexible 3 layer Silicon membrane for quiet key operation
- ※ Precision weighted board provides stability and quite operation.
- ※ USB Interfaces with Hot plug support
- ※ Applicable operating systems: WIN98/ME、 WIN2000、 WINXP
- ※ CE and FCC certified

Using the WARRIOR gaming pad

- 1 、 Every key is designed and manufactured to meet the highest quality standards.



[Picture 1]



[Picture 2]

The gaming area consists of 55 keys and controls which are uniquely arranged to enable quicker, more efficient and comfortable control of FPS games. Ergonomic design principles have been applied to enable one-handed control with maximum control and comfort. Keys vary in size or location to facilitate a break through in gaming pad design...

[Picture 1]

[Picture 2]

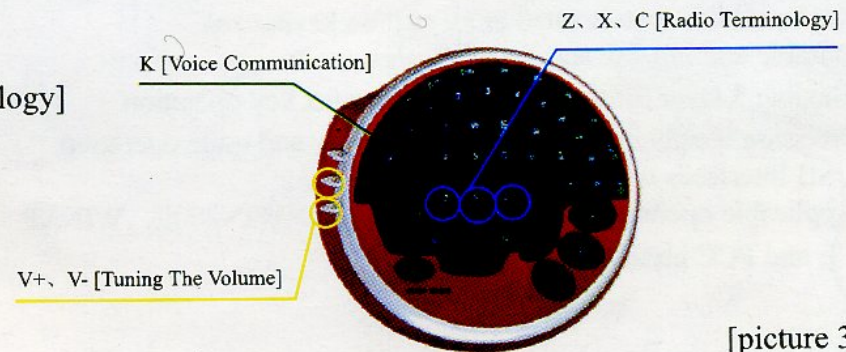
- 2 、 Let's use the game of Counter-Strike as an example to introduce the layout of the keys in the left gaming area of the keyboard:

(1) Communication keys:

K [Voice Communication] Z、X、 C [Radio Terminology]

V+、 V- [Tuning The Volume]

Convenient and efficient design enables user to get in touch with teammates and other players in the shortest time.[picture 3]

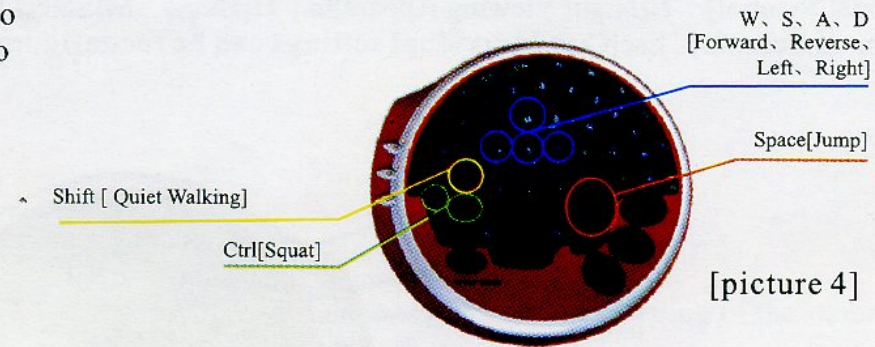


[picture 3]

(2)Moving key:

W、S、A、D[Forward、Reverse、Left、Right] Ctrl [Squat] Shift[Quiet Walking] Space[Jump]

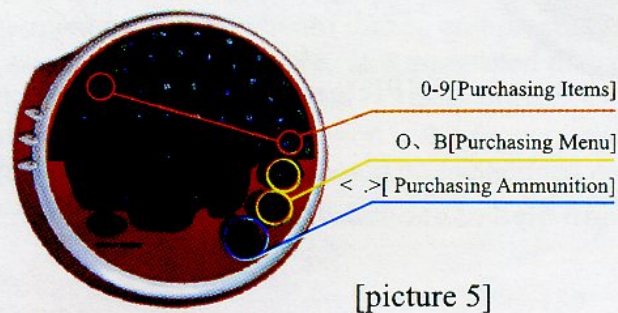
Unique key structure layout enables players to control their direction more accurately and to enable actions to be more agile. [picture 4]



(3)Purchasing key:

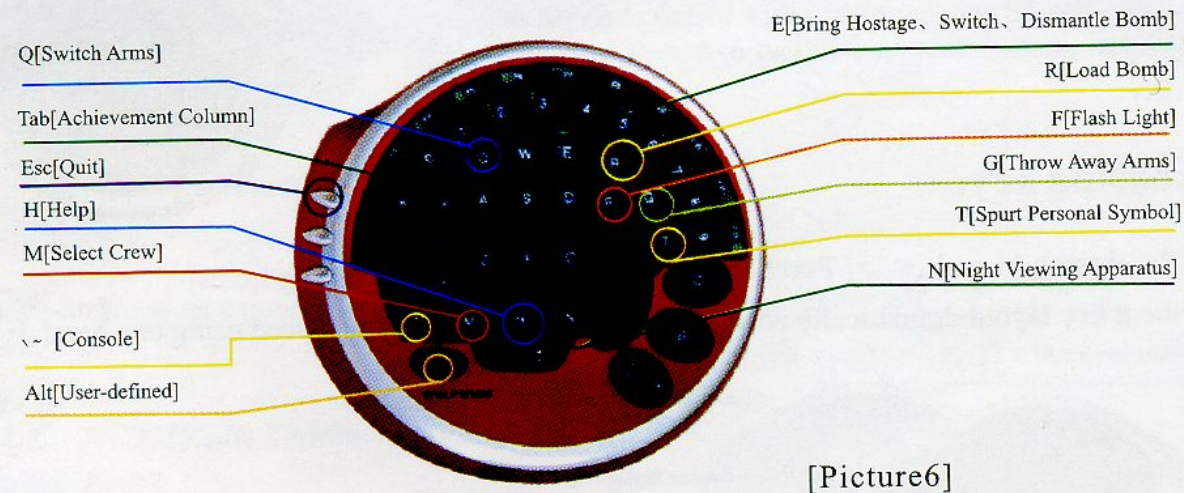
O、B[Purchasing Menu] ,< .>[Purchasing Ammunition] 0-9[Purchasing Items]

Convenient key layout dramatically accelerates the players' purchasing speed using one hand. [picture 5]



(4) Auxiliary keys:

Q[Switch Arms] E[Bring Hostage、 Switch、 Dismantle Bomb] R[Load Bomb] F[Flash Light] G[Throw Away Arms]
T[Spurt Personal Symbol] N[Night Viewing Apparatus] H[Help] M[Select Crew] \ ~ [Console] Alt[User-defined]
Tab[Achievement Column] Esc[Quit] Individual settings can be reconfigured according to particular player preferences.
[Picture6]



Gaming keyboard packing list

One piece of gaming keyboard
One set of user's guide